

Underlying Fund Investment Objective

Dynamic Global Equity Fund is a feeder fund which invests directly in Fundsmith Equity Fund. The aim of the underlying fund is to provide long-term growth by investing in equities on a global basis and adopting a specific investment philosophy. It is envisaged that the underlying fund will generally be comprised of 20 to 30 stocks. The underlying fund is not expected to invest in derivatives and is not expected to hedge any currency exposure.

Underlying Fund Manager Philosophy

The philosophy of the underlying fund manager is to invest in equities which are of high quality and difficult to replicate. The company selects equities with a perceived high degree of certainty of growth and businesses which are resilient to change. It also selects businesses whose valuation is considered to be attractive.

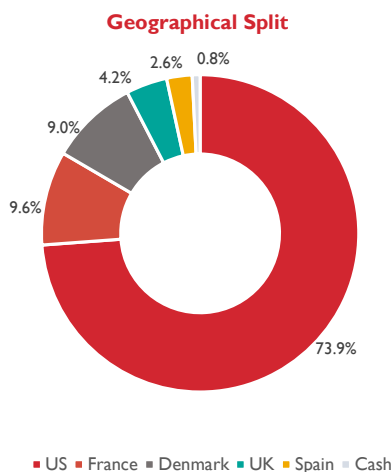
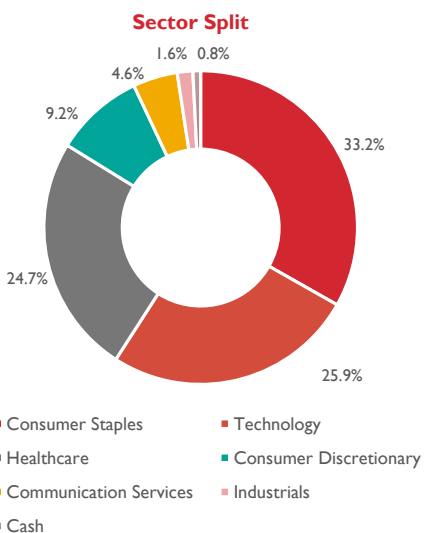
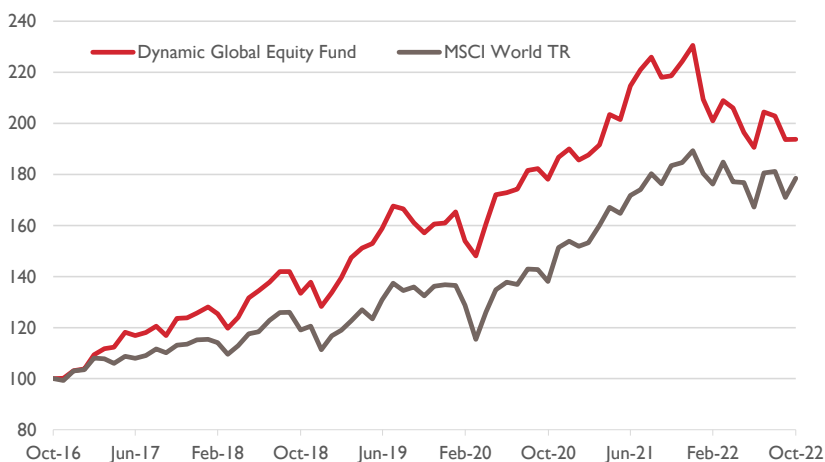
Underlying Portfolio Comments

The underlying fund purchased a stake in Otis to replace its stake in Kone and began a currently small holding in Apple. The top 5 contributors in the month were Visa, Stryker, Adobe, IDEXX and Novo Nordisk. The top 5 detractors were Meta Platforms, Estée Lauder, Microsoft, Amazon and L'Oréal.

Performance 31 October 2022

	Dynamic Global Equity	MSCI World TR
1 Month's Return	0.02%	4.38%
3 Months' Return	-5.26%	-1.14%
YTD	-15.97%	-5.72%
12 Months' Return	-11.37%	-2.70%
Return Since Inception	93.71%	78.47%
Annualised Return Since Inception	11.64%	10.13%

Underlying Fund Performance



Key Facts

Fund Total AUM	GBP 79.0mn
NAV (Class I)	34.16
Currency	GBP
Inception Date (Dynamic Global Equity Fund Class-I)	November 4, 2016
Min. Investment (Lump Sum)	GBP 1,000,000
Total Expense Ratio	1.15%
Underlying Fund Manager	Terry Smith
Underlying Fund Morningstar Rating	Gold

	JAN	FEB	MAR	APR	MAY	JUN	JUL	AUG	SEP	OCT	NOV	DEC	YEAR	MSCI
2016											0.15%	2.99%	3.15%	3.00%
2017	0.62%	5.33%	2.21%	0.55%	5.22%	-1.09%	0.98%	2.12%	-3.08%	5.78%	0.17%	1.50%	21.86%	11.84%
2018	1.89%	-2.08%	-4.49%	3.57%	6.08%	2.11%	2.53%	3.05%	-0.04%	-5.99%	3.27%	-6.91%	2.04%	-3.32%
2019	4.24%	4.41%	5.56%	2.54%	1.24%	3.82%	5.50%	-0.64%	-3.24%	-2.46%	2.20%	0.21%	25.46%	22.85%
2020	2.71%	-6.90%	-3.80%	8.54%	7.09%	0.46%	0.79%	4.20%	0.37%	-2.28%	4.85%	1.73%	18.04%	12.45%
2021	-2.30%	1.10%	2.11%	6.18%	-0.98%	6.56%	2.95%	2.25%	-3.52%	0.25%	2.60%	2.80%	21.36%	23.05%
2022	-9.16%	-4.02%	3.91%	-1.37%	-4.65%	-3.01%	7.32%	-0.77%	-4.55%	0.02%			-15.97%	-5.72%

Note: Dynamic Global Equity performance as from inception date of 04-November-2016