

### Underlying Fund Investment Objective

Dynamic Global Equity Fund is a feeder fund which invests directly in Fundsmith Equity Fund. The aim of the underlying fund is to provide long-term growth by investing in equities on a global basis and adopting a specific investment philosophy. It is envisaged that the underlying fund will generally be comprised of 20 to 30 stocks. The underlying fund is not expected to invest in derivatives and is not expected to hedge any currency exposure.

### Underlying Fund Manager Philosophy

The philosophy of the underlying fund manager is to invest in equities which are of high quality and difficult to replicate. The company selects equities with a perceived high degree of certainty of growth and businesses which are resilient to change. It also selects businesses whose valuation is considered to be attractive.

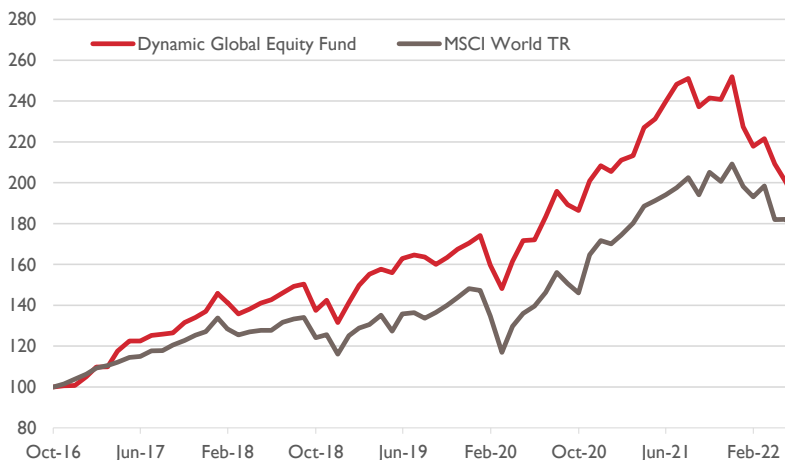
### Underlying Portfolio Comments

The underlying fund made no outright sales or purchases of holdings made in the month. The top 5 contributors in the month were Estée Lauder, Brown Forman, Church & Dwight, Novo Nordisk and Waters. The top 5 detractors were Stryker, Meta Platforms, Paypal, Amadeus and IDEXX.

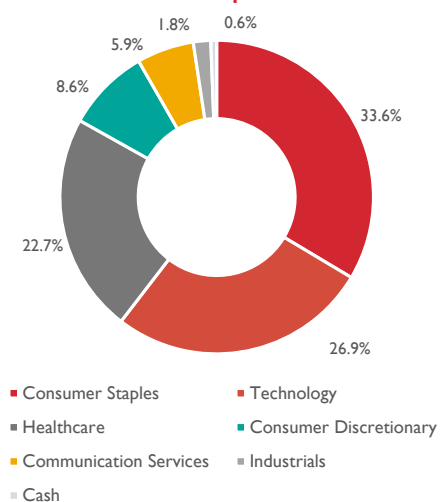
### Performance 30 June 2022

|                                   | Dynamic Global Equity | MSCI World TR |
|-----------------------------------|-----------------------|---------------|
| 1 Month's Return                  | -6.27%                | -8.66%        |
| 3 Months' Return                  | -15.44%               | -16.19%       |
| YTD                               | -25.62%               | -20.51%       |
| 12 Months' Return                 | -21.85%               | -14.34%       |
| Return Since Inception            | 87.38%                | 66.30%        |
| Annualised Return Since Inception | 11.72%                | 9.39%         |

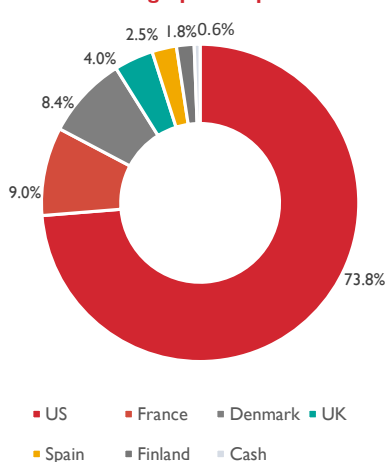
### Underlying Fund Performance



### Sector Split



### Geographical Split



### Key Facts

|   |                  |
|---|------------------|
| Fund Total AUM  | USD 94.6mn       |
| NAV (Class I)   | 40.92            |
| Currency  | USD              |
| Inception Date (Dynamic Global Equity Fund - Class I) | November 4, 2016 |
| Min. Investment (Lump Sum)                            | USD 1,000,000    |
| Total Expense Ratio                                   | 1.15%            |
| Underlying Fund Manager                               | Terry Smith      |
| Underlying Fund Morningstar Rating                    | Gold             |

|      | JAN    | FEB    | MAR    | APR    | MAY    | JUN    | JUL   | AUG    | SEP    | OCT    | NOV    | DEC    | YEAR    | MSCI    |
|------|--------|--------|--------|--------|--------|--------|-------|--------|--------|--------|--------|--------|---------|---------|
| 2016 |        |        |        |        |        |        |       |        |        |        | 0.65%  | 0.07%  | 0.71%   | 3.87%   |
| 2017 | 4.37%  | 4.43%  | 0.15%  | 6.95%  | 4.27%  | -0.10% | 2.32% | 0.42%  | 0.52%  | 3.98%  | 1.88%  | 2.22%  | 36.01%  | 22.40%  |
| 2018 | 6.43%  | -3.14% | -3.83% | 1.71%  | 2.16%  | 1.20%  | 2.28% | 2.23%  | 0.74%  | -8.59% | 3.60%  | -7.59% | -3.92%  | -8.71%  |
| 2019 | 7.45%  | 5.96%  | 3.58%  | 1.65%  | -1.16% | 4.49%  | 1.04% | -0.56% | -2.27% | 2.15%  | 2.49%  | 1.78%  | 29.54%  | 27.67%  |
| 2020 | 2.18%  | -8.31% | -7.20% | 8.99%  | 6.29%  | 0.19%  | 6.55% | 6.82%  | -3.32% | -1.52% | 7.76%  | 3.69%  | 22.19%  | 15.90%  |
| 2021 | -1.32% | 2.71%  | 1.01%  | 6.49%  | 1.82%  | 3.70%  | 3.50% | 1.15%  | -5.49% | 1.80%  | -0.27% | 4.60%  | 20.94%  | 21.82%  |
| 2022 | -9.73% | -4.21% | 1.73%  | -5.60% | -4.43% | -6.27% |       |        |        |        |        |        | -25.62% | -20.51% |

Note: Dynamic Global Equity performance as from inception date of 04-November-2016