

# FACTSHEET (R EUR)

31 May 2022



## Investment Focus

The objective of the Fund is to achieve long-term capital growth by investing in listed African equities which will benefit from various socio-economic structural changes unfolding in Africa. These include the demographic wave driven by a growing African middle class and the digital revolution unfolding throughout the continent.

The capital allocation of the Fund follows a robust 'Quantamental' approach combining crucial top down risk management, quantitative stock filtering process and solid bottom-up analysis. This disciplined framework guides the decision making process throughout the investment cycle, starting from mega trend identification till execution.

## Price Data

I Class - USD	12.242
I Class - EUR	11.4055
I Class - MUR	529.1641
R Class - USD	10.6282
R Class - EUR	9.2816
R Class - MUR	509.5011

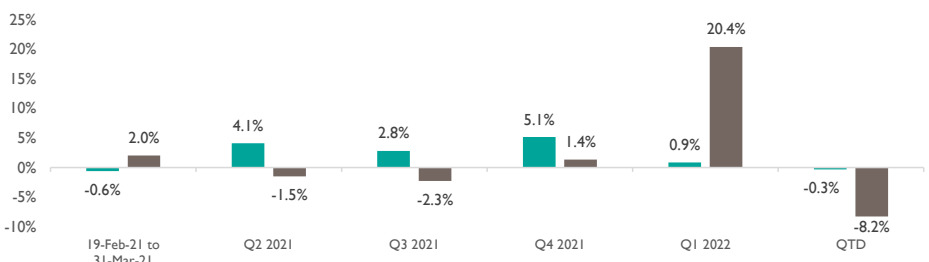
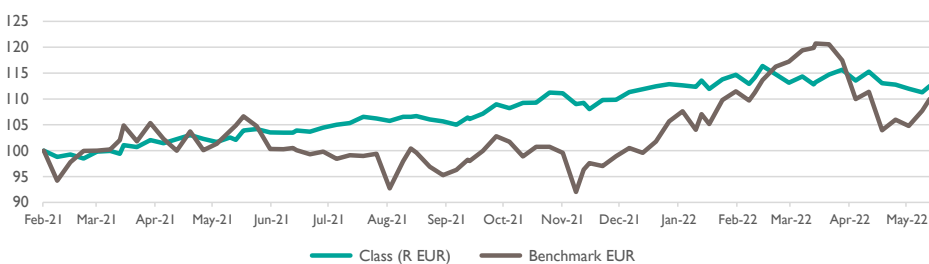
## Fund Facts

ISIN	-
Bloomberg Ticker	-
Investment Manager	AXYS Investment Partners
Inception Date	19 February 2021
Benchmark	MSCI EFM Africa Index
Management Fee - R	2.0%
Management Fee - I	1.5%
Entry Fee	Up to a maximum of 2%
Exit Fee	Up to a maximum of 2%
Minimum Investment	R: USD1,000 or equiv. I: USD100,000 or equiv.
Liquidity	Weekly
Sub/Red Cut-off	Friday 11:00am MRU Time

## Key Figures - as of end of month

Asset Under Management (USD)	3,397,537
Number of Holdings (ex. Cash)	40
Market Cap (M USD weighted)	5,488
Price/Book (trail. weighted)	2.5x
Price/Earnings (trail. weighted)	9.2x
Dividend Yield (trail. %)	5.06%
Active Share	>90%
Beta	0.2
Volatility	7.1%
Tracking Error	5.2%
Risk Adjusted Return	1.4
Information Ratio	0.4
Largest Upside (weekly)	1.92%
Largest Drawdown (weekly)	-1.91%
No of upside returns (weekly)	36
No of downside returns (weekly)	30

## Fund Performance



## Performance as at 31 May 2022

	1 Month	3 Months	YTD	1 Year	Since Inception
Class R EUR	-2.41%	-1.49%	0.55%	10.19%	12.48%
Benchmark	-1.25%	-1.13%	10.45%	4.87%	9.99%

## Market Review

### Northern Africa

**Morocco** – Over the month the MASI Free Float Index TR (USD) declined by 4.27% driven by Materials, Financials and Cons. Staples. On the macro front, CPI accelerated in April to 5.9% YoY a trend not observed since the last 13 years. Unemployment rate for the last quarter rose to 12.1% from 11.9% a quarter ago. FDI flows recovered last quarter, up 56% YoY at approx. US\$390M. **Egypt** – Over the month the EGX 30 Index TR (USD) fell by 8.37 % on EGP depreciation against USD and driven by I.T, Real Estate and Industrials. On the macro front, Core Inflation hit 11.9% YoY in April while GDP growth for the last quarter slowed to 5.4% YoY. The Central Bank of Egypt raised its benchmark rates to 1125bps-1225bps a level above expectations. Unemployment rate declined slightly to 7.2% in the 1st quarter from 7.4% a quarter ago. **Tunisia** – Over the month the TUNINDEX Index TR (USD) climbed by 4.46% on TND appreciation against USD and driven by Cons. Discretionary, I.T. and Financials. On the macro front, the Central Bank of Tunisia raised rate by 75bps to 700bps: deposits facilities at 600bps and loans at 800bps. Unemployment rate declined slightly in 21Q1 at 16.1% from 16.2% in the previous quarter.

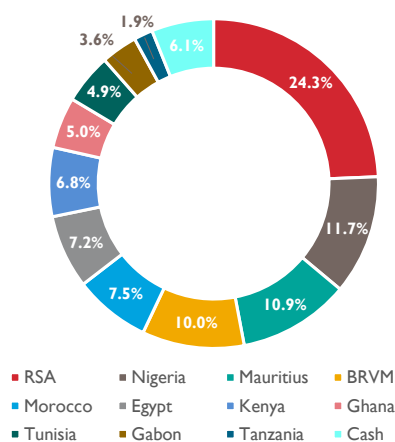
### Western Africa

**Nigeria** – Over the month the Nigerian Stock Exchange All Share Index TR (USD) returned +9.42% driven by Comm. Services and Cons. Staples. Annual inflation increased to 16.8% YoY in April from 15.9% YoY in March, 1.3% lower than 18.1% YoY in April 2021. Nigeria GDP grew by 4.0% YoY in Q4'2021 as compared to 0.1% growth achieved in Q4'2020. Nigeria's foreign reserve recorded an appreciation in April 2022, gaining \$32.5 million in the month to close at \$39.6 billion driven by crude oil price rising. **BRVM** – Over the month the BRVM Composite Index TR (USD) has been flattish -0.19%, top performing sectors were: Utilities, Cons. Staples and Energy. On the macro front, April CPI rose 7.0% YoY (+0.8% MoM) in Senegal while came at 4.0% YoY (+0.4% MoM) in Ivory Coast. **Ghana** – Over the month, the GGSECI Index TR (USD) returned -3.35% dragged by Comm. Services and Energy. Annual inflation stood at 23.6% YoY in April as compared to 19.4% YoY in March highest in 18 years. BOG hiked the policy rate by 200bps from 17% to 19% in a move to mitigate impact of inflation driven by fuel prices rising and imported food inflation. Ghana GDP grew by 7.0% YoY in Q4'2021 as compared to 4.3% growth achieved in Q4'2020.

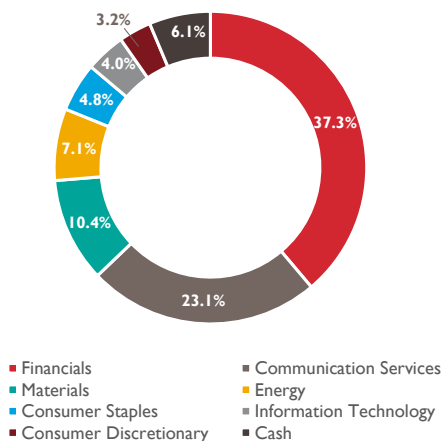
### Eastern Africa

**Kenya** – Over the month, the NSE All-Share TR (USD) returned -13.87% dragged by Comm. Services and Cons. Staples. Annual inflation increased to 7.1% YoY in May from 6.5% YoY in April highest since February 2022. CBK hiked the policy rate by 50bps from 7.00% to 7.50% as expected to fight inflationary pressures due to rising oil prices and imported food inflation due to the ongoing Russia-Ukraine war. Kenya GDP grew by 7.5% YoY in 2021 highest in 11 years compared to a contraction of 0.3% in 2020. **Mauritius** – Over the month, the SEMDEX TR (USD) returned -4.66% dragged by Financials and Cons. Discretionary. Annual inflation stands at 11.0% YoY in April as compared to 10.4% YoY in March. BOM hiked the policy rate by 25bps from 2.00% to 2.25% in a move to mitigate the impact of inflation.

## Geographic Split



## Sector Split



## Top 5 Positions

FirstRand	4.8%
Airtel Africa	3.8%
Seplat	3.6%
Vaalco Energy	3.6%
SGBC	3.5%

## Top 3 Contributors (bps)

Vaalco Energy	59
SGBC	34
FirstRand	33

## Top 3 Detractors (bps)

Safaricom	-54
Transaction Capital	-26
Alteo	-19

## Market Cap Breakdown (USD)

Above 1B	53.6%
500M — 1B	5.8%
100M — 500M	30.7%
Below 100M	10.1%

## Market Review Continued

**Tanzania** – Over the month the DARSDSEI Index TR (USD) returned +1.51% driven by Financials and Industrials. Annual inflation up to 3.8% YoY in April from 3.6% YoY in March driven by Food and Non-alcoholic beverages. Tanzania GDP grew by 4.9% YoY in Q4'2021 slightly higher than 4.8% growth achieved in Q4'2020. Tanzania exports grew 20.1% YoY in Q1'22 to USD10.2B as compared to USD8.5B in the same period of 2021.

### Southern Africa

**South Africa** – Over the month the FTSE / JSE All-Share TR (USD) was up 0.75%, driven by Cons. Discretionary and Energy. The momentum in new domestic sales slowed by 2.1% YoY in May, while vehicle exports fell by 29.9% YoY due to KZN floods impacting logistics. Unemployment rate fell from 35.3% in Q4'21 to 34.5% in Q1'22 while labour force expanded by 1.4%. Trade surplus narrowed to ZAR15.5Bn in April from ZAR47.2Bn in March. Producer inflation was up 13.1% YoY in April compared to 11.9% in March, beating market expectations.

## Portfolio Positioning

### Northern Africa

**Morocco** – Even if stock selection has outperformed the local index, it has been detrimental at the portfolio level: BCP -7.11%, Maroc Telecom -2.30%, Disway -2.28% and HPS -1.85% contributed negatively by 16bps, 4bps, 7bps and 3bps respectively. **Egypt** – Stock selection has been negative across the board with: Commercial Intl Bank Egypt -8.63%, Telecom Egypt -8.07%, Misr Fertilizers -7.87%, Talaat Moustafa -7.50% and Obour Land -6.73% contributing negatively respectively by 15bps, 16bps, 8bps, 10bps and 5bps. **Tunisia** – Stock selection has been mixed-bag: BIAT +10.56% contributed positively by 30bps while Delice Holding -1.83% contributed negatively by 3bps to the overall performance.

### Western Africa

**Nigeria** – Returns on the Nigerian portfolio has been mixed-bag: for the month. MTN Nigeria +7.14% and Airtel Africa +5.81% contributed positively by 22bps and 23bps while Zenith -4.36% and Seplat -1.65% contributed negatively by 4bps and 4bps respectively. **BRVM and Gabon** – Stock selection has been strong overall with VAALCO +17.72%, Societe Generale +10.61% Societe Ivoirienne de Banque +6.82%, Sonatel +3.48% contributed positively by 59bps, 34bps, 16bps and 10bps while Endeavour Mining -6.06%, contributed negatively by 7bps to the overall portfolio performance. **Ghana** – Over the month, stock selection has been negative: CAL Bank -3.84% and MTN Ghana -2.20% contributed negatively by 12bps and 7bps respectively.

### Eastern Africa

**Kenya** – Returns on the Kenyan portfolio was mostly negative for the month: Safaricom -23.48%, I&M Holdings -7.08%, Kenya Re -4.04%, Diamond Trust -1.26% contributed negatively by 54bps, 8bps, 6bps and 2bps while Equity Bank +0.78% contributed positively by 1bp. **Mauritius** – Stock selection was negative for the month. Alteo -7.87%, MCB Group -3.62%, SBMH -2.46% and ENL -1.86% contributed negatively by 19bps, 11bps, 7bps and 9bps to the overall performance. **Tanzania** – Stock selection was positive for the month. Helios Towers returned +1.86% contributing positively by 3bps to the overall performance.

### Southern Africa

**South Africa** – Stock selection was mostly positive for the month. Nedbank +8.28%, FirstRand +6.90%, Glencore +6.11%, Impala +4.94% and MTN Group +1.18% contributed positively by 26bps, 33bps, 16bps, 13bps and 6bps to the portfolio performance while TCP -13.12%, Sibanye-Stillwater -7.41% contributed negatively by 26bps and 17bps to the performance. During the month we sold our position in Textainer -7.81% which contributed negatively by 17bps and added Naspers +4.39% contributing positively by 14bps.

Note: Performance is reported in USD Total Return terms.

## DISCLAIMER

This document is provided for information purposes only and is not a solicitation or an offer to buy or sell any fund. AXIOM Africa Equity Fund (the "Fund") is authorised as a collective investment scheme by the Financial Services Commission of Mauritius ("FSC") and is suitable only for such persons described in the prospectus. The full version of the prospectus and the subscription documents can be obtained upon request from the Manager. The FSC does not vouch for the financial soundness or for the correctness of any statements or opinions expressed with regards to the Fund. AXYS INVESTMENT PARTNERS LTD (the "Manager") accepts no liability or responsibility whatsoever for any consequential loss of any kind arising out of the use of this document or any part of its contents. Investors are not protected by any statutory compensation arrangement in Mauritius in the event of the Fund's failure. Any past performance figures as published herein are not to be taken as a guide to future returns. As is true for any investment in any collective investment scheme, investment in the securities herein is not guaranteed. The value of the investment may go up as well as down and the investor may not get back his initial capital. In certain circumstances an investor's right to redeem his investment may be suspended. Indices are used for comparative purposes only. The Manager is duly licensed by the FSC as CIS Manager and Investment Adviser (Unrestricted).